



Ref.No.: BPP/SLT/Admin/Notice/356/25

Date : 01/03/2025

Sub: Online Update of ABC ID from University Student Portal.

With respect to University Notification (Ref. No.: **COE/MAKAUT,WB/952/2025 Dated: 25/02/2025**) all Students of **BBA, BBA(BA) & BCA** are urgently advised to Update **Academic Bank Credit(ABC) ID** online from University Portal within **5th March, 2025**. After updating ABC ID create a **DigiLocker Account to issue APAAR (Automated Permanent Academic Account Registry) ID**. Find the Notice along with details as enclosed herewith.

Further all are advised submit hard copy of AAPAR ID at **Examination Cell within 6th March, 2025**.

Partha Sen
Administration (Add.Charge)



MAULANA ABUL KALAM AZAD UNIVERSITY OF TECHNOLOGY, WEST BENGAL

(FORMERLY WEST BENGAL UNIVERSITY OF TECHNOLOGY)

Main Campus: Haringhata, Nadia, Pin – 741249

Kolkata Campus: BF-142, Sector-I, Salt Lake City, Kolkata – 700 064 (INDIA)

No. COE/MAKAUT,WB/952/2025

Date: 25/02/2025

NOTICE FOR CREATION OF ABC ID/APAAR ID AND SUBMISSION AT EXAMINATION PORTAL

Academic Bank of Credit ID (ABC ID)/Automated Permanent Academic Account Registry ID (APAAR ID) is a means to access Academic credentials from the National Academic Depository of the Govt. of India provided it is uploaded by the Awarding Institution. The University in this matter has taken initiative to upload the details of the students.

During the process it has been identified that due to technical issues many of the students ABC ID/APAAR ID did not generate automatically.

In view of this, the college authority is informed to immediately sensitize the importance of the ABC ID/APAAR ID to the students and ask them to verify that their account on examination portal for the ABC ID /APPAR ID.

IN CASE, IF THE ID IS NOT AVAILABLE, THEY ARE SUPPOSE TO CREATE THIS ID FOLLOWING THE STEPS PROVIDED IN MANUAL AND SUBMIT THE INFORMATION ON THE EXAMINATION PORTAL WITHOUT FAIL BY 10/03/2025.

THIS FACILITY IS AVAILABLE TO INDIAN STUDENTS ONLY.

ALL STUDENTS OTHER THEN INDIAN NATIONAL WILL SELECT THE OPTION FOREIGN NATIONAL IN THE CHECK BOX IN EXAMINATON PORTAL.

REFER STEPS AND SCREEN SHOTS FOR THE CLARITY OF THE STUDENTS FOR SUBMISSION OF ABC ID/APAAR ID ON EXAMINATON PORTAL – **(ANNEXURE - I)**.

FOR DETAILS FOR CREATION OF THE APAAR ID/ABC ID – (ANNEXURE - II)

(Dr. Subhashis Datta)
Controller of Examinations

ANNEXURE - I

The screenshot shows the student dashboard for Maulana Abul Kalam Azad University. The page title is 'makaut1.ucanapply.com/smartexam/public/student/dashboard'. The dashboard contains several icons for various services: Regular Enrolment Form, Backlog Enrolment Form, CA Marks, PCA Marks, Exam Form, Backlog Form, Mar, Moocs For Honors, Mentor, Student Backlog Papers, Admit Card, Special Supplementary Form, Review Form, Result, Review Result, Special Supplementary Result, Mobile/Email Update, Student Basic Details, Update ABC ID (circled in red), and Form Preview. There is also a 'Make Payment' icon at the bottom center. On the right side, there are contact numbers for payment issues (+91 8918537622) and CAM exam related issues (01340585123), an 'ONLINE EXAM' icon, and a note about uploading accurate details for generating documents.

The screenshot shows the 'get-update-abc-id' page. The page title is 'makaut1.ucanapply.com/smartexam/public/student/get-update-abc-id'. The form contains the following fields and elements:

- ABC ID:
- Foreign National: A dropdown menu with 'NO' selected, and options 'NO' and 'YES' visible.
- Re-enter Valid ABC ID: A text input field.
- Buttons: 'Submit' and 'Cancel'.

ANNEXURE II

STEP 1


The screenshot shows the DigiLocker homepage. At the top, there is a navigation bar with the Government of India logo, the DigiLocker logo, and links for 'Explore DigiLocker', 'Become a Partner', 'Sign in', and 'Sign Up'. Below the navigation bar is a large blue banner featuring an illustration of a person driving a car. The text on the banner reads: 'Now drive hassle free with DigiLocker' and 'No need to carry the Driving License and Vehicle RC anymore!'. Below the banner is a section titled 'New in DigiLocker' with four service cards: 'Municipal Corporation of Delhi Birth and Death Certificates', 'Municipal Corporation of Delhi Factory, Veterinary, General, Trade Licenses', 'Madhya Pradesh Poorv Kshetra Vidyut Vitaran Company Limited Electricity Bill', and 'Academic Bank of Credits'. A URL 'https://www.digilocker.gov.in/web/signup' is visible in the bottom left corner.

STEP 2

The screenshot shows the DigiLocker account creation form. The form is titled 'Creating account is fast and easy!'. It contains the following fields and options: 'Full Name*' (text input), 'Date of Birth*' (Date, Month, and Year dropdowns), 'Gender' (radio buttons for Male, Female, and Other), 'Mobile Number*' (text input), 'Email ID' (text input), and 'Set 6 digit security PIN*' (text input with a visibility toggle). A blue 'Submit' button is at the bottom of the form. In the bottom right corner, there is a watermark for 'Activate Windows'.

STEP 3

Government of India Skip to Main Content A+ A -A | A 3 English ▼

 **DigiLocker**
Document Wallet to Empower Citizens

Sign In to your account!



Mobile Username Aadhaar

Enter your registered Mobile Number

Next


Do not have an account? [Sign Up](#)

Activate Windows
Go to Settings to activate Windows.

 **DigiLocker** Home Need Help Powered by  Digital India

STEP 4

Government of India Skip to Main Content A+ A -A | A 3 English ▼

 **DigiLocker**
Document Wallet to Empower Citizens

Sign In to your account!

Mobile Username Aadhaar

Enter your 6 digit security PIN

[Forgot security PIN?](#)

Sign In

Do not have an account? [Sign Up](#)

Activate Windows
Go to Settings to activate Windows.

STEP 5

- Home
- Issued Documents
- Search Documents**
- Drive
- DigiLocker Services
- About DigiLocker
- Access UMANG

Documents

DigiLocker 'Issued Documents' are at par with original documents as per IT ACT, 2000



State Government

[VIEW ALL \(36\)](#)



Andaman & Nicobar



Andhra Pradesh



Arunachal Pradesh



Assam



Bihar



Chandigarh



Chhattisgarh




Dadra and Nagar ...

Banking, Financial Services and Insurance

[VIEW ALL \(90\)](#)



Aditya Birla
Health...



Bajaj Allianz
Life Insuranc...



CAMS
(Computer Ag...



Directorate of
Treasuries an...



IFFCO Tokio
General...



KFin
Technologies...



Liberty
General Insurance

Activate Windows
Go to Settings to activate Windows

STEP 6

- Home
- Issued Documents
- Search Documents**
- Drive
- DigiLocker Services
- About DigiLocker
- Access UMANG



1 Issuers found

Category State Sort View

Delhi
Academic Bank of Credits

1 Documents

Academic Bank of Credits has been established on the lines of the National Academic Depository (NAD)...

Education & Learning

< Previous 1 Next >

Activate Windows
Go to Settings to activate Windows

STEP 7

The screenshot shows the DigiLocker interface. On the left is a navigation menu with options: Home, Issued Documents, Search Documents (highlighted), Drive, DigiLocker Services, About DigiLocker, and Access UMANG. The main content area is titled "Academic Bank of Credits" and contains a paragraph explaining that ABC is established on the lines of the National Academic Depository (NAD). Below the text is a card for "APAAR ID" with a red icon. The top right of the page has accessibility options (A+, A, A-), a sun icon, a language icon, and "English". An "Activate Windows" watermark is visible in the bottom right corner.

STEP 8

The screenshot shows the DigiLocker document retrieval form. The left navigation menu is the same as in Step 7. The main content area is titled "Get your document by entering the required details" and contains a form with the following fields: Name (as per Aadhaar), Date of Birth, Gender, Mobile, Identity Value (with a hint "Enter Identity Value" and an example "Ex. 18270XX"), Identity Type (a dropdown menu), Admission Year (a dropdown menu), and I am a student at... (a dropdown menu). At the bottom of the form, there is a checkbox for consent: "I provide my consent to DigiLocker to share my details with the Issuers for the purpose of fetching my documents." and a blue "Get Document" button. A yellow callout box on the right side of the form contains text explaining the Academic Bank of Credits and the role of the National Academic Depository (NAD). The top right of the page has accessibility options and "English". An "Activate Windows" watermark is visible in the bottom right corner.